


**JAPANESE OIL-FREE COMPRESSOR  
FOR LOADING AND UNLOADING  
BULK PRODUCTS  
ELECTRO-PACK**



***ELECTRO-PACK 22kW***

***COMPRESSOR HORI WING 603LR***

***+ electric motor***

***MADE IN JAPAN***



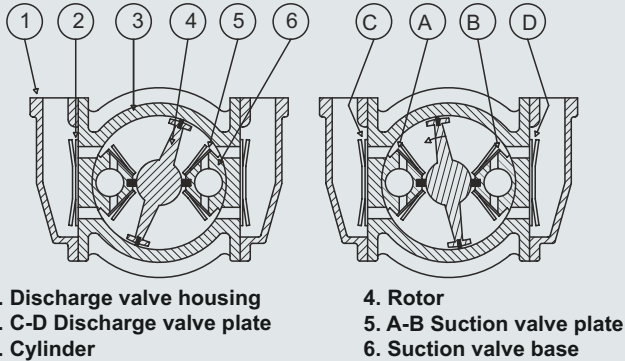
***HORI ENGINEERING CO.,LTD. IN EUROPE***

# HORI WING supplied 90 000 units

HORI COMPRESSORS use the original oscillation technology which was designed by Mr. KOHEI HORI in JAPAN and first used on trucks in 1962. The design has been further developed and improved over the last few years to make the compressor suitable for all trucks worldwide and industry. The outstanding quality of the oil free HORI COMPRESSOR is confirmed by our standard 3 year warranty. It is the only compressor which is suitable for all areas of the world and all operating conditions. Working in temperatures of -40°C to +50°C.

Special models of Hori Wing compressors are also working with flammable gas, natural gas, city gas and others. In some parts of the world maintenance is not considered important but the HORI COMPRESSOR continues to give good service because of the very strong design and high quality. Some Wing compressors are still working after 15 years in service. Screw compressors and other types require careful constant attention but HORI maintenance is not critical, "simple and robust solution are the best." More than 90,000 Hori Compressors have been delivered around the world.

## TECHNOLOGY



### Operating principle


When the crankshaft is driven, the rotor (4) provides a rightward and leftward rocking motion in figure. With the rotor (4) being turned counterclockwise, the suction valve plate (A) is closed and the suction valve plate (B) is opened, the air being introduced into the cylinder (3) through the suction valve plate (B). This results in the air in the cylinder (3) being compressed, which causes the discharge valve plate (C) to be opened, the air being discharged into the outlet pipe. During this process, the discharge valve plate (D) is kept closed. When the rotor (4) is turned clockwise, the respective valve plates make a reverse operation. Thus, each one revolution of the crankshaft provides suction and discharge two times.

## HORI WING ELECTROPACK 22KW

### TECHNICAL SPECIFICATIONS

- \* Input speed: 700 rpm - 1300 rpm
- \* Flow at inlet: 350 m<sup>3</sup>/h- 700 m<sup>3</sup>/h
- \* Max Pressure - 2,5 bar
- \* Momentary pressure 3,0 bar (2,8 bar-relieve valve)
- \* Bi-Rotational
- \* Power consumption 2,0 bar - 22 KW
- \* Dimensions: 1300x1200x900
- \* Weight: 438 kg
- \* Noise level: 78 dB
- \* Estimated life time: 20 years

- \* SIEMENS motor 22KW with soft start system
- \* Drive through belts SPB-X
- \* Connection 2" or 2 1/2"
- \* Donaldson air filter



### RECOGNIZE HIGH QUALITY



## BENEFITS

- \* Great quality
- \* Pulsed air provides easier unloading
- \* High quality materials
- \* Lower power requirements, low torque than screw compressors -results in lower fuel consumption
- \* Low noise
- \* Low maintenance
- \* Low input speed
- \* Low outlet temperature (50°C lower than in most other compressors on the market) directly affect long life of components and have influence on quality of transported material
- \* Oil free
- \* Compressor designed for hard work
- \* LR (Long Run) available to operate many hours
- \* Direct drive from the (PTO)
- \* Bi-rotation system as standard
- \* Standard warranty 36 months
- \* Attractive price

**FLOW** ltd.  
IDEAS • CONCEPTS • SOLUTIONS

Your local Hori Wing Compressors representative :

[www.hori-europe.eu](http://www.hori-europe.eu)